

CENTRAL

MARCH 2015 DASHBOARD

CENTRAL AREA COMMITTEE

JANUARY 2013 - JANUARY 2015




£81,143

This is the total amount of money spent by the Central Area Committee improving Central Ipswich.



179

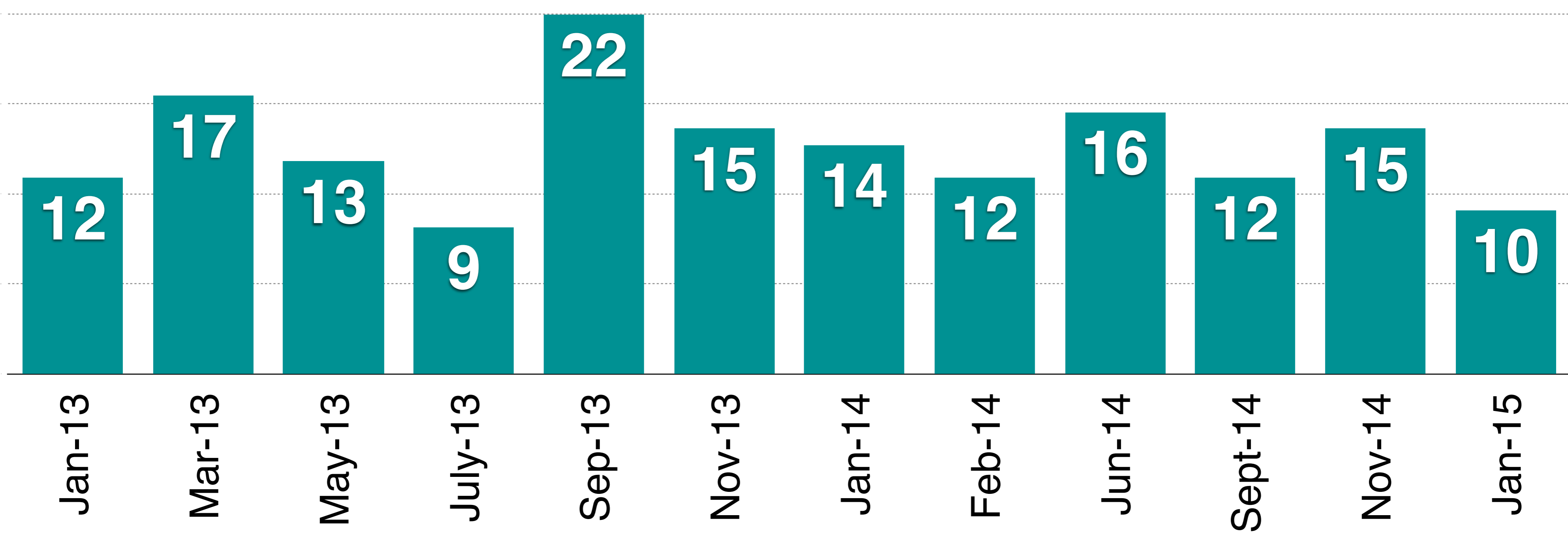
This is the amount of people that have attended the Central Area Committee since January 2013.




26

26 projects have been funded by the Central Area Committee in the Central Area since January 2013.

PUBLIC ATTENDANCE



£44,180



Funding by the Central Area Committee has brought in £44,180 of other money to support projects in the Central Area.



Our tweets using the hashtag #CENAC, at the Committee in September, were seen 3842 times.

CENTRAL

MARCH 2015 DASHBOARD

WASTE INCIDENTS

JANUARY 2014 - JANUARY 2015

	Fly - Tipping	Contamination Visit	Dog Fouling	Abandoned Car
Alexandra	60	29	15	10
St. Margaret's	24	13	21	7
Westgate	96	53	13	8

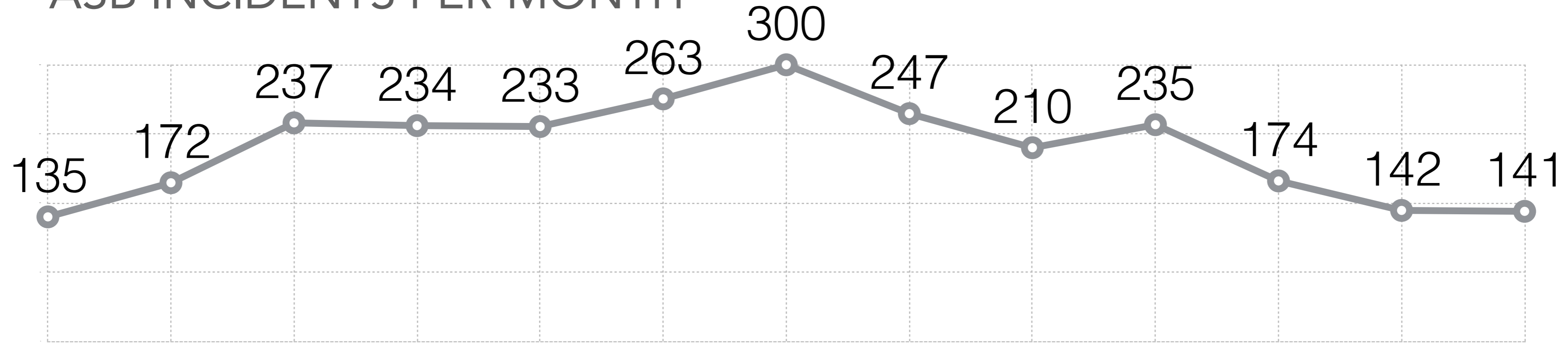
DEFINITION

A contamination visit is a visit to a household by the waste enforcement team after a bin receives 3 'red stickers' for dangerous waste, or waste in the wrong bin.

VISIT WWW.IPSWICH.GOV.UK/REPORT TO REPORT THESE ISSUES IN YOUR AREA.

ANTI-SOCIAL BEHAVIOUR

ASB INCIDENTS PER MONTH



January 2014

July 2014

January 2015

CRIME

TOTAL CRIME BY ROAD FEB-14 TO JAN-15

ON OR NEAR

- LLOYDS AVENUE
- PROVIDENCE LANE
- WESTGATE STREET
- DOGS HEAD STREET
- HIGH STREET
- WELLS CLOSE
- BEAUFORT STREET
- OLD CATTLE MARKET

29%

of all crime in January 2015 was ASB.



37%

of all crime in Ipswich during January 2015 was in the Central Area.



MORE DETAILED STATISTICS CAN BE FOUND AT POLICE.UK/SUFFOLK